


Environmentally Friendly, ANSI Sealless, Leakproof Canned Motor Pumps

DYNAPUMP LE SERIES



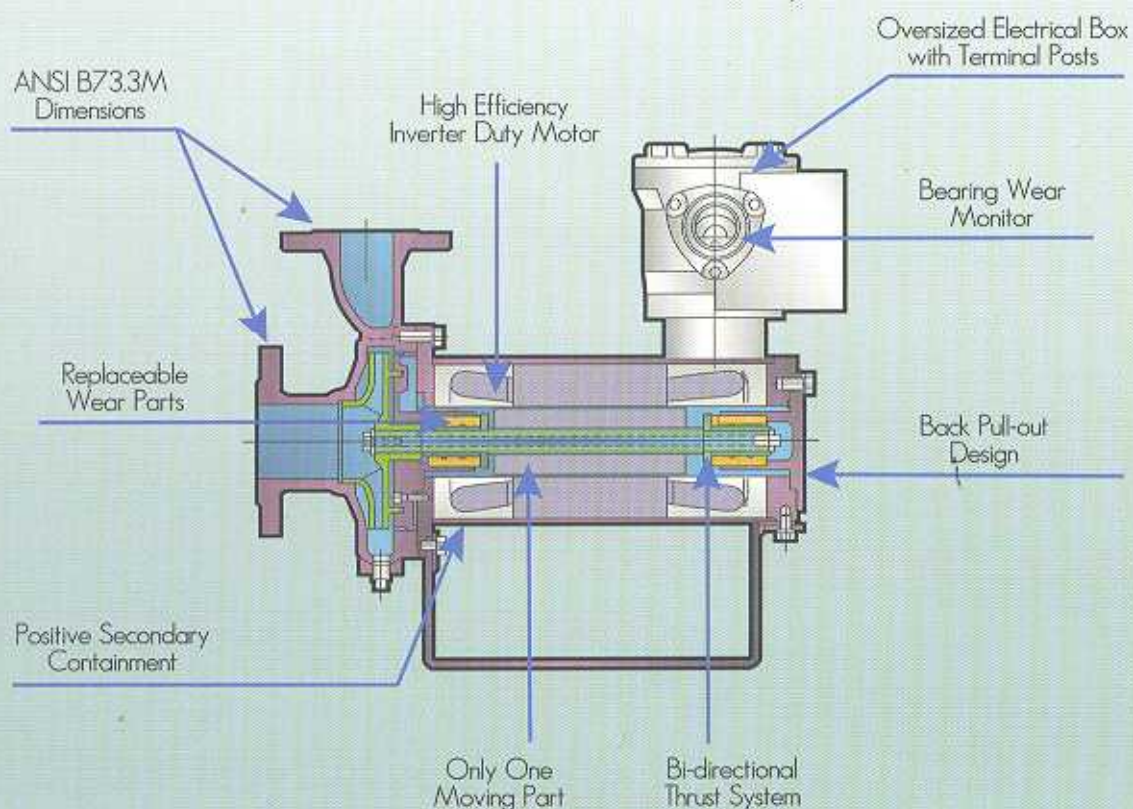
Brighter days are here...

The Dynapump LE Series Canned Motor Pump continues the rich tradition of providing the highest quality sealless, leakproof canned motor pumps by Teikoku Electric Mfg. Co. and its Chempump Division. Combined Teikoku Electric Mfg. Co., the largest supplier of canned motor pumps, in the world and The Chempump Division, the largest supplier of canned motor pumps in the United States, have provided well over a half million canned motor pumps since Chempump introduced the first Canned Motor pump in the early 1950's.

The Dynapump LE Series exemplifies the synergies that resulted from the strategic union of Teikoku Electric Mfg. Co., Teikoku USA and Chempump and offers the highest quality, best available sealless technology, at very affordable prices with the full support of the largest canned motor supplier in the world.

Features

- **ANSI/ASME B73.3M Compliant** - No modifications necessary to the piping, base plate or electrical switchgear when replacing your existing ANSI pump.
- **Bearing Wear Detector** - Powerful diagnostic tool for monitoring the condition of the pump. Allows users to perform simple parts replacement well before significant damage occurs.
- **Positive Secondary Containment** - Contains the process fluid within the pump.
- **Low Cost** - Price is comparable to a single mechanical sealed ANSI pump.
- **Quick Delivery** - Pumps and parts available in one week or less.
- **316SS Construction with Hastelloy C Liners** - Offers excellent corrosion resistance for the majority of liquids.
- **Carbon Graphite Bearings** - Excellent chemical resistance and very forgiving bearings when process upsets occur.
- **Field Replaceable Wear Parts** - Allows users to perform most repairs in-house.
- **Automatic Thrust Balance** - Eliminates contact between rotating and stationary elements. The single rotating assembly "floats" in the liquid.
- **Best in Class Efficiency** - Low & high flow impeller designs for each size.



Options

- **Silicon Carbide Bearing System** - For solids Handling or enhanced chemical compatibility applications.
- **Hand-held Direction of Rotation Indicator** – Easy method for determining the rotation on any motor.
- **Remote Bearing Wear Indicator** - Remote alarm, panel mount or 4 to 20 mA outputs available for continuous monitoring of pump.

Specifications

- Design Pressure: 150 PSI
- Motor Size: Up to 16.6 hp.
- Max fluid Temp: -50° F to 275° F
- Viscosity: Up to 100 Centipoise

Dynapump LE Series Advantages

FEATURES	DYNAPUMP LE	MAG DRIVE PUMPS	MECHANICAL SEALED PUMPS
DIAGNOSTICS	BEARING WEAR MONITOR (TRG)	NONE	NONE
SECONDARY CONTAINMENT	YES	NO	NO
SHAFT ALIGNMENT	NOT REQUIRED	REQUIRED ON POWER FRAME UNITS	REQUIRED ON POWER FRAME UNITS
NUMBER OF BEARINGS	ONLY 2	4 TO 6	4 TO 6
NUMBER OF BALL BEARINGS	NONE	2 TO 4	2 TO 4
NUMBER OF MOVING PARTS	ONE	2 TO 3	2 TO 3
SIZE (LENGTH) BASED ON DIMENSIONS OF 3X1 1/2 -8 10HP	25.75 INCHES	29.5 INCHES (CLOSE COUPLED) 39.5 INCHES (LONG COUPLED UNITS)	29.5 INCHES (CLOSE COUPLED) 39.5 INCHES (LONG COUPLED UNITS)
FOUNDATION REQUIREMENTS	NONE	RIGID ON LONG COUPLED UNITS	RIGID ON LONG COUPLED UNITS
SPECIAL TOOLS	NONE	NON FERROUS AREA REQUIRED	NONE
MAINTENANCE SAFETY REQUIREMENTS	NONE	HIGH RISK OF INJURY TO HANDS DUE TO MAGNET ATTRACTION. MAGNETIC FIELD AFFECTS ELECTRICAL DEVICES SUCH AS PACEMAKERS AND MAGNETIC INFORMATION STORED ON CREDIT CARDS, BANK CARDS AND COMPUTER DISKS.	NONE
MOUNTING	VERTICAL OR HORIZONTAL	HORIZONTAL	HORIZONTAL

Bearing Wear Monitor

A standard feature supplied on all Dynapump LE pumps is Teikoku USA's patented bearing wear monitor, the Teikoku Rotary Guardian or "TRG". The TRG takes the mystery out of pump reliability by continuously monitoring the critical running clearances between the rotating and stationary components.

The bearing wear monitor is mounted on the Dynapump LE electrical junction box as standard, and remote output options are also available. This information allows the user to perform planned maintenance and replacement of simple wear parts long before a costly failure occurs.

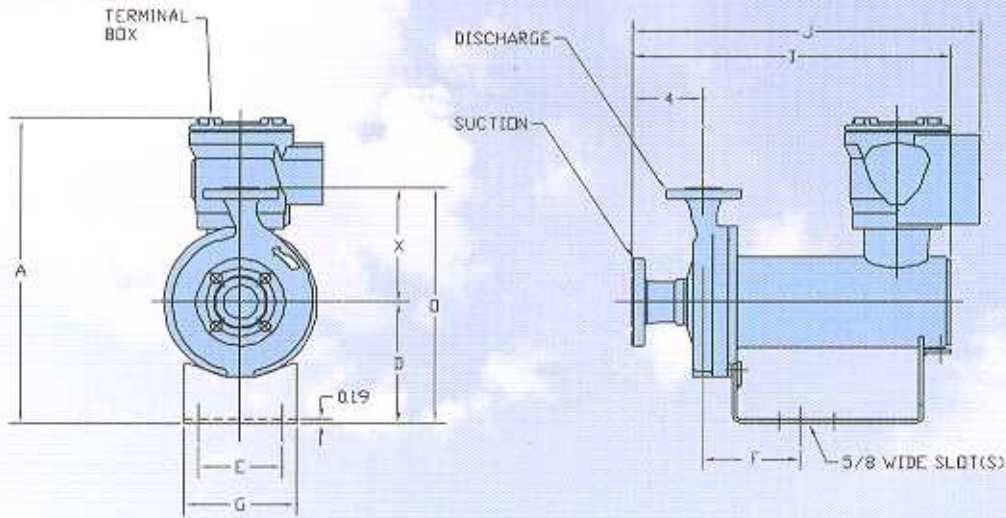


Hand-held Direction of Rotation Indicator

As an option, a portable, hand-held direction of rotation indicator is available. Since the rotating element of a canned motor pump is encased by the pressure boundary parts of the pump, the direction of rotation cannot be seen. This simple device is ideal for confirming the correct rotation of the motor.



Dimensions & Curves



LIQUID END - MOTOR	SUCT	DISC	A	D	E	F	G	I	J	O	X	WT
0204S(F/G)1 - 3111 (AA-6)	1.5	1	15.75	5.25	0	7.25	7.5	18	17.75	11.75	6.5	100
0204S(F/G)1 - 3115 (AA-6)	1.5	1	15.75	5.25	0	7.25	7.5	18	19.75	11.75	6.5	110
0204S(F/G)1 - 3211 (AA-6)	1.5	1	16.25	5.25	0	7.25	7.5	19.5	21.25	11.75	6.5	132
0204S(F/G)1 - 3215 (AA-6)	1.5	1	16.25	5.25	0	7.25	7.5	23.75	25.25	11.75	6.5	176
0204T(F/G)1 - 3215 (AA-8)	1.5	1	16.25	5.25	0	7.25	7.5	23.75	25.25	11.75	6.5	198
0204T(F/G)1 - 3315 (AA-8)	1.5	1	17	5.25	0	7.25	7.5	28.25	30	11.75	6.5	264
0408S(F/G)1 - 3111 (AB-6)	3	1.5	15.75	5.25	0	7.25	7.5	16	18	11.75	6.5	100
0408S(F/G)1 - 3211 (AB-6)	3	1.5	16.25	5.25	0	7.25	7.5	20	21.5	11.75	6.5	132
0408S(F/G)1 - 3215 (AB-6)	3	1.5	16.25	5.25	0	7.25	7.5	24	25.75	11.75	6.5	187
0408T(F/G)1 - 3311 (A50-8)	3	1.5	20	8.25	7.25	12.5	8.5	24.25	25.75	16.75	8.5	231
0408T(F/G)1 - 3315 (A50-8)	3	1.5	19	8.25	7.25	12.5	8.5	28.5	30	16.75	8.5	275
0508S(F/G)1 - 3211 (A10-6)	3	2	19.25	8.25	7.25	12.5	8.5	20	21.5	16.5	8.25	143
0508S(F/G)1 - 3215 (A10-6)	3	2	19.25	8.25	7.25	12.5	8.5	24.25	25.75	16.5	8.25	188
0508T(F/G)1 - 3311 (A60-8)	3	2	20	8.25	7.25	12.5	8.5	24.5	26	17.75	9.5	242
0508T(F/G)1 - 3315 (A60-8)	3	2	20	8.25	7.25	12.5	8.5	28.5	30	17.75	9.5	286

ALL DIMENSIONS IN INCHES. WEIGHT IN LBS.

DYNAPUMP LE SERIES PERFORMANCE

(3450 RPM)
m³/hr

